













Group:	BLP	Notes:
Form:	SP1002-BLP	Refer to SP1002 -DWG for major component drawing.
Date:	June 26, 2018	Refer to TSB-3001 for hardware kit breakdown.
File:	Alternator Parts List Section	

Component View	Front Housing Spacer, bearing, retainer	Rotor	Coil Assembly	Rear Housing & Rectifier	Stator	Regulator
						
Model	1	2	3	4	5	6
BLP2131GH	A014104256S	A020103414S	A018103883S	A011105566S	A022102423S	8RG2135BS
BLP2204GH	A014104256S	A020103414S	A018103883S	A011105569S	A022104186S	8RG2120AS
Sales # 110-811 BLP2303	A014104256S	A020103245S	A018103883S	A011105564S	A022102321S	8RG2138S
BLP2303GH	A014104256S	A020103414S	A018103883S	A011105566S	A022102321S	8RG2138S
BLP2303H INT'L 3582072C91	A014104256S	A020103414S	A018103883S	A011105566S	A022102321S	8RG2138S
BLP2306	A014104256S	A020103245S	A018103883S	A011105564S	A022102321S	8RG2120S
Sales # 110-810 BLP2306GH	A014104256S	A020103414S	A018103883S	A011105566S	A022102321S	8RG2120AS
Sales # 110-813 BLP2309	A014104256S	A020103245S	A018103883S	A011105565S	A022102423S	8RG2138S
BLP2309GH	A014104256S	A020103414S	A018103883S	A011105566S	A022102423S	8RG2138S
BLP2309H INT'L 3582070C91	A014104256S	A020103414S	A018103883S	A011105566S	A022102423S	8RG2138S
BLP2310	A014104256S	A020103245S	A018103883S	A011105565S	A022102423S	8RG2120S
BLP2310GH	A014104256S	A020103414S	A018103883S	A011105566S	A022102423S	8RG2120AS
BLP2310H INT'L 3560680C91	A014104256S	A020103414S	A018103883S	A011105566S	A022102423S	8RG2120S







Important: The information contained in this bulletin is intended for use by trained, professional technicians who have the proper tools, equipment, and training to perform the required maintenance described above. This information is NOT intended for 'do-it-yourselfers'; and you should not assume that this information applies to your equipment. If you have any questions regarding this information please visit our website at www.prestolite.com, or contact our technical service department at:

Group:	BLP	Notes:
Form:	SP1002-BLP	Refer to SP1002 -DWG for major component drawing. Refer to TSB-3001 for hardware kit breakdown.
Date:	June 26, 2018	
File:	Alternator Parts List Section	

Component View	Front Housing Spacer, bearing, retainer	Rotor	Coil Assembly	Rear Housing & Rectifier	Stator	Regulator
						
Model	1	2	3	4	5	6
BLP2310H INT'L 3560680C9	A014104256S	A020103414S	A018103883S	A011105566S	A022102423S	8RG2120S
BLP2313GH	A014104256S	A020103414S	A018103883S	A011105566S	A022102423S	8RG2129S
BLP2318	A014104256S	A020103245S	A018103883S	A011105566S	A022102321S	8RG2128S
BLP2319	A014104256S	A020103245S	A018103883S	A011105566S	A022102423S	8RG2128S
Sales # BLP2328GH-ISO BLP2328GH	A014104256S	A020103414S	A018103883S	A011105566S	A022102423S	8RG2104S
BLP2329GH	A014104256S	A020103414S	A018103883S	A011105566S	A022102423S	8RG2135BS
BLP2332GH	A014104256S	A020103414S	A018103883S	A011105569S	A022104186S	8RG2129S
BLP2333GH	A014104256S	A020103414S	A018103883S	A011105569S	A022104186S	8RG2135BS
BLP2334GH	A014104256S	A020103414S	A018103883S	A011105569S	A022104186S	8RG2135BS
BLP2336GH	A014105083S	A020105079S	A018103883S	A011105566S	A022102423S	8RG2138S
BLP2353GH	A014104256S	A020103414S	A018103883S	A011105569S	A022104186S	8RG2129S
BLP2356H Rev B NAVISTAR 3700148C92	A014104256S A014105083S	A020103414S A020105079S	A018103883S	A011105841S	A022104186S	8RG2138S
BLP2357GH	A014104256S	A020103414S	A018105421S	A011105782S	A022104186S	8RG2139S
BLP2361H Navistar 3863007C91	A014105083S	A020105079S	A018103883S	A011105841S	A022104186S	8RG2135BS
BLP2362GH	A014105083S	A020105079S	A018105421S	A011105782S	A022104186S	8RG2140S

Important: The information contained in this bulletin is intended for use by trained, professional technicians who have the proper tools, equipment, and training to perform the required maintenance described above. This information is NOT intended for 'do-it-yourselfers', and you should not assume that this information applies to your equipment. If you have any questions regarding this information please visit our website at www.prestolite.com, or contact our technical service department at:







Group:	BLP	Notes: Refer to SP1002 -DWG for major component drawing. Refer to TSB-3001 for hardware kit breakdown.
Form:	SP1002-BLP	
Date:	June 26, 2018	
File:	Alternator Parts List Section	

Component View	Front Housing Spacer, bearing, retainer	Rotor	Coil Assembly	Rear Housing & Rectifier	Stator	Regulator
						
Model	1	2	3	4	5	6
BLP2363H NAVISTAR 3863006C61	A014105083S	A020105079S	A018103883S	A011105841S	A022104186S	8RG2135BMS
BLP2404GH	A014104256S	A020103414S	A018103883S	A011105566S	A022102423S	8RG2124S
BLP2405GH	A014104256S	A020103414S	A018103883S	A011105569S	A022104186S	8RG2124S
BLP3250H-MP	A015105771S	A020105773S	A018103886S	A011105570S	A022102777S	8RG3097MPS
BLP3258H-MP MTU X51621300036	A014104256S	A020105120S	A018103886S	A011105570S	A022102777S	8RG3088S
BLP3299H	A014104256S	A020105120S	A018103886S	A011105570S	A022102777S	8RG3093S
BLP3300GH	A014104256S	A020105120S	A018103886S	A011105570S	A022102777S	8RG3096S
BLP3300H MTU X51621300033	A014104256S	A020105120S	A018103886S	A011105570S	A022102777S	8RG3096S
BLP3300H-1 MTU X57521300024	A014104256S	A020105120S	A018103886S	A011105570S	A022102777S	8RG3096S
BLP3300H-2 MAN 51.26101-7307	A014104256S	A020105120S	A018103886S	A011105570S	A022102777S	8RG3096S
BLP3300HC CUMMINS 4324781	A014104256S	A020105120S	A018103886S	A011105570S	A022102777S	8RG3096S
SALES # 110-816 BLP3312	A014104256S	A020103245S	A018103886S	A011105567S	A022102777S	8RG3078S
BLP3312GH-1	A014104256S	A020103245S	A018103886S	A011105567S	A022102777S	8RG3078S
BLP3312GH-2	A014104256S	A020103245S	A018103886S	A011105567S	A022102777S	8RG3078S

To convert alternators to use a remote regulator replace existing regulator with A038102788S cover. Please use TSB-1112 for a detailed procedure to convert to remote regulation.

Important: The information contained in this bulletin is intended for use by trained, professional technicians who have the proper tools, equipment, and training to perform the required maintenance described above. This information is NOT intended for 'do-it-yourselfers', and you should not assume that this information applies to your equipment. If you have any questions regarding this information please visit our website at www.prestolite.com, or contact our technical service department at:





Group:	BLP	Notes:
Form:	SP1002-BLP	Refer to SP1002 -DWG for major component drawing. Refer to TSB-3001 for hardware kit breakdown.
Date:	June 26, 2018	
File:	Alternator Parts List Section	

Component View	Front Housing Spacer, bearing, retainer	Rotor	Coil Assembly	Rear Housing & Rectifier	Stator	Regulator
						
Model	1	2	3	4	5	6
BLP3317	A014104257S	A020103245S	A018103886S	A011105568S	A022102777S	8RG3078S
BLP3317A	A014104257S	A020103245S	A018103886S	A011105770S	A022102777S	8RG3094S
BLP3322	A014104256S	A020103245S	A018103886S	A011105567S	A022102777S	8RG3088S
BLP3337H MTU X51621300002	A014104256S	A020105120S	A018103886S	A011105570S	A022102777S	8RG3078S
Rev. D						8RG3078AS
BLP3337H-P MTU X57521300002	A014104256S	A020105120S	A018103886S	A011105570S	A022102777S	8RG3078S
Rev. D						8RG3078AS
BLP3355H Man 51.26101.7288	A014104256S	A020105120S	A018103886S	A011105570S	A022102777S	8RG3078S
Rev. C						8RG3078AS
BLP3358GH	A014105083S	A020105079S	A018103886S	A011105567S	A022102777S	8RG3078S
BLP3360-MP	A014104257S	A020103245S	A018103886S	A011105770	A022102777S	8RG3090MPS
BLP3371H-1	A014104256S	A020105120S	A018103886S	A011105570S	A022102777S	N/A
BLP3372H-MP	A015105771S	A020106267S	A018103886S	A011105770S	A022102777S	8RG3098MPS
BLP3372H-MP1	A015105771S	A020106267S	A018103886S	A011105770S	A022102777S	8RG3098MPS
BLP3384H-MP	A015105771S	A020106267S	A018103886S	A011105770S	A022102777S	8RG3100MPS

To convert alternators to use a remote regulator replace existing regulator with A038102788S cover. Please use TSB-1112 for a detailed procedure to convert to remote regulation.





Important: The information contained in this bulletin is intended for use by trained, professional technicians who have the proper tools, equipment, and training to perform the required maintenance described above. This information is NOT intended for 'do-it-yourselfers', and you should not assume that this information applies to your equipment. If you have any questions regarding this information please visit our website at www.prestolite.com, or contact our technical service department at:

Group:	BLP	Notes:
Form:	SP1002-BLP	Refer to SP1002 -DWG for major component drawing.
Date:	June 26, 2018	Refer to TSB-3001 for hardware kit breakdown.
File:	Alternator Parts List Section	

Component View	Fan	Hardware Kit	Overhaul Kit Bearings, seal and snap ring	Sense Lead Assembly
				
Model	7	8	9	
BLP2131GH	A041102916S	K212104260S	K183104259S	N/A
BLP2204GH	A041102916S	K212104260S	K183104259S	N/A
Sales # 110-811 BLP2303	A041102916S	K212104260S	K183104259S	N/A
BLP2303GH	A041102916S	K212104260S	K183104259S	N/A
BLP2303H INT'L 3582072C91	A041102916S	K212104260S	K183104259S	N/A
BLP2306	A041102916S	K212104260S	K183104259S	N/A
Sales # 110-810 BLP2306GH	A041102916S	K212104260S	K183104259S	N/A
Sales # 110-813 BLP2309	A041102916S	K212104260S	K183104259S	N/A
BLP2309GH	A041102916S	K212104260S	K183104259S	N/A
BLP2309H INT'L 3582070C91	A041102916S	K212104260S	K183104259S	N/A
BLP2310	A041102916S	K212104260S	K183104259S	N/A
BLP2310H INT'L 3560680C91	A041102916S	K212104260S	K183104259S	N/A





Important: The information contained in this bulletin is intended for use by trained, professional technicians who have the proper tools, equipment, and training to perform the required maintenance described above. This information is NOT intended for 'do-it-yourselfers', and you should not assume that this information applies to your equipment. If you have any questions regarding this information please visit our website at www.prestolite.com, or contact our technical service department at:

Group:	BLP	Notes:
Form:	SP1002-BLP	Refer to SP1002 -DWG for major component drawing.
Date:	June 26, 2018	Refer to TSB-3001 for hardware kit breakdown.
File:	Alternator Parts List Section	

Component View	Fan	Hardware Kit	Overhaul Kit Bearings, seal and snap ring	Sense Lead Assembly
				
Model	7	8	9	
BLP2310H INT'L 3560680C9	A041102916S	K212104260S	K183104259S	N/A
BLP2313GH	A041102916S	K212104260S	K183104259S	N/A
BLP2318	A041102916S	K212104260S	K183104259S	N/A
BLP2319	A041102916S	K212104260S	K183104259S	N/A
Sales # BLP2328GH-ISO BLP2328GH	A041102916S	K212104260S	K183104259S	N/A
BLP2329GH	A041102916S	K212104260S	K183104259S	A049104702S
BLP2332GH	A041102916S	K212104260S	K183104259S	N/A
BLP2333GH	A041102916S	K212104260S	K183104259S	A049104702S
BLP2334GH	A041102916S	K212104260S	K183104259S	A049104702S
BLP2336GH	A041102916S	K212104260S	K183105563S	N/A
BLP2353GH	A041102916S	K212104260S	K183104259S	N/A
BLP2356H NAVISTAR 3700148C92	A041102916S	K212104260S	K183104259S	N/A
Rev B			K183105563S	





Important: The information contained in this bulletin is intended for use by trained, professional technicians who have the proper tools, equipment, and training to perform the required maintenance described above. This information is NOT intended for 'do-it-yourselfers', and you should not assume that this information applies to your equipment. If you have any questions regarding this information please visit our website at www.prestolite.com, or contact our technical service department at:

Group:	BLP	Notes:
Form:	SP1002-BLP	Refer to SP1002 -DWG for major component drawing.
Date:	June 26, 2018	Refer to TSB-3001 for hardware kit breakdown.
File:	Alternator Parts List Section	

Component View	Fan	Hardware Kit	Overhaul Kit Bearings, seal and snap ring	Sense Lead Assembly
				
Model	7	8	9	
BLP2357GH	A041102916S	K212104260S	K183104259S	N/A
BLP2361H Navistar 3863007C91	A041102916S	K212104260S	K183105563S	N/A
BLP2362GH	A041102916S	K212104260S	K183105563S	N/A
BLP2363H NAVISTAR 3863006C61	A041102916S	K212104260S	K183105563S	N/A
BLP2404GH	A041102916S	K212104260S	K183104259S	N/A
BLP2405GH	A041102916S	K212104260S	K183104259S	N/A
BLP3250H-MP	A041103292S	K212104260S	K183105563S	N/A
BLP3258H-MP MTU X51621300036	A041102916S	K212104260S	K183104259S	N/A
BLP3299H	A041102916S	K212104260S	K183104259S	N/A
BLP3300GH	A041102916S	K212104260S	K183104259S	N/A
BLP3300H MTU X51621300033	A041102916S	K212104260S	K183104259S	N/A
BLP3300H-1 MTU X57521300024	A041102916S	K212104260S	K183104259S	N/A
BLP3300H-2 MAN 51.26101-7307	A041102916S	K212104260S	K183104259S	N/A
BLP3300HC CUMMINS 4324781	A041102916S	K212104260S	K183104259S	N/A
SALES # 110-816 BLP3312	A041102916S	K212104260S	K183104259S	N/A

Important: The information contained in this bulletin is intended for use by trained, professional technicians who have the proper tools, equipment, and training to perform the required maintenance described above. This information is NOT intended for 'do-it-yourselfers', and you should not assume that this information applies to your equipment. If you have any questions regarding this information please visit our website at www.prestolite.com, or contact our technical service department at:

Group:	BLP	Notes:
Form:	SP1002-BLP	Refer to SP1002 -DWG for major component drawing.
Date:	June 26, 2018	Refer to TSB-3001 for hardware kit breakdown.
File:	Alternator Parts List Section	

Component View	Fan	Hardware Kit	Overhaul Kit Bearings, seal and snap ring	Sense Lead Assembly
				
Model	7	8	9	
BLP3312GH-1	A041102916S	K212104260S	K183104259S	N/A
BLP3312GH-2	A041102916S	K212104260S	K183104259S	N/A
BLP3317	A041103292S	K212104260S	K183104259S	N/A
BLP3317A	A041102916S	K212104260S	K183104259S	N/A
BLP3322	A041102916S	K212104260S	K183104259S	N/A
BLP3337H MTU X51621300002	A041102916S	K212104260S	K183104259S	N/A
BLP3337H-P MTU X57521300002	A041102916S	K212104260S	K183104259S	N/A
BLP3355H Man 51.26101.7288	A041102916S	K212104260S	K183104259S	N/A
BLP3358GH	A041102916S	K212104260S	K183105563S	N/A
BLP3360-MP	A041103292S A041103292S	K212104260S	K183104259S	N/A
BLP3371H-1	A041102916S	K212104260S	K183104259S	N/A
BLP3372H-MP	A041103292S	K212104260S	K183105563S	N/A
BLP3372H-MP1	A041103292S	K212104260S	K183105563S	N/A
BLP3384H-MP	A041103292S	K212104260S	K183105563S	N/A

Important: The information contained in this bulletin is intended for use by trained, professional technicians who have the proper tools, equipment, and training to perform the required maintenance described above. This information is NOT intended for 'do-it-yourselfers', and you should not assume that this information applies to your equipment. If you have any questions regarding this information please visit our website at www.prestolite.com, or contact our technical service department at:

Group:	BLP	Notes:
Form:	SP1002-BLP	Refer to SP1002 -DWG for major component drawing. Refer to TSB-3001 for hardware kit breakdown.
Date:	June 26, 2018	
File:	Alternator Parts List Section	

Component View	Filter Capacitor	Flange	Pulley	Diode Trio
				
Model	10	11	11	12
BLP2404GH	N/A	N/A	N/A	N/A
BLP2405GH	N/A	N/A	N/A	N/A
BLP3258H-MP MTU X51621300036	N/A	K172105084S	N/A	N/A
BLP3299H	N/A	K172105084S	N/A	R031103999S
BLP3300H MTU X51621300033	N/A	K172105084S	N/A	N/A
BLP3300H-1 MTU X57521300024	N/A	N/A	K176105256S	N/A
BLP3300H-2 MAN 51.26101-7307	N/A	N/A	K176105263S	N/A
BLP3300HC CUMMINS 4324781	N/A	N/A	N/A	N/A
BLP3312GH-1	N/A	N/A	K176106664S	N/A
BLP3312GH-2	N/A	N/A	K176106664S	N/A

Important: The information contained in this bulletin is intended for use by trained, professional technicians who have the proper tools, equipment, and training to perform the required maintenance described above. This information is NOT intended for 'do-it-yourselfers', and you should not assume that this information applies to your equipment. If you have any questions regarding this information please visit our website at www.prestolite.com, or contact our technical service department at:

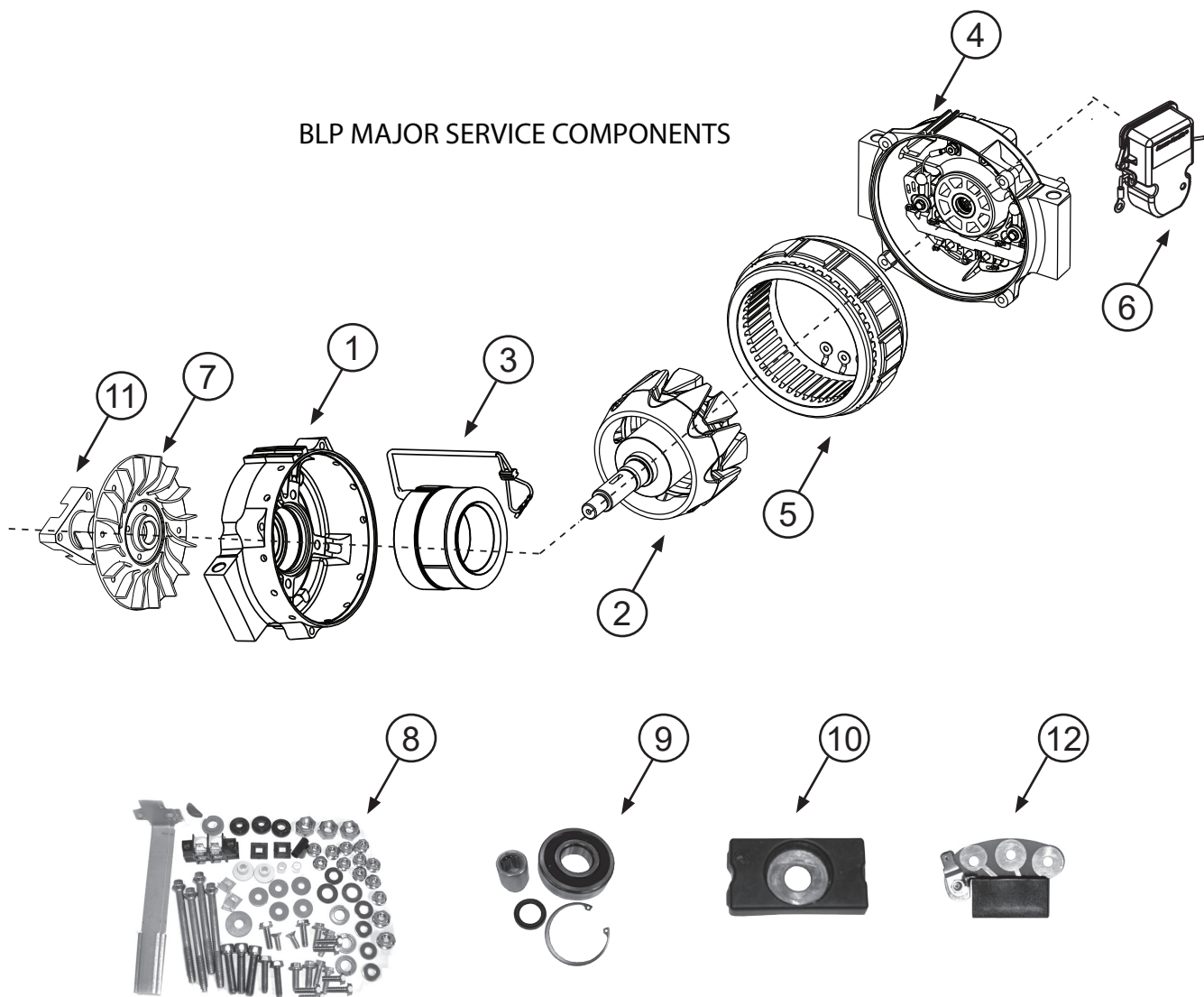
Group:	BLP	Notes: Refer to SP1002 -DWG for major component drawing. Refer to TSB-3001 for hardware kit breakdown.
Form:	SP1002-BLP	
Date:	June 26, 2018	
File:	Alternator Parts List Section	

Component View	Filter Capacitor	Flange	Pulley	Diode Trio
				
Model	10	11	11	12
BLP3317	R055103103S	N/A	N/A	N/A
BLP3317A	N/A	N/A	N/A	N/A
BLP3337H MTU X51621300002	N/A	K172105084S	N/A	N/A
BLP3337H-P MTU X57521300002	N/A	N/A	K176105256S	N/A
BLP3355H Man 51.26101.7288	N/A	N/A	K176105263S	N/A
BLP3371H-1	N/A	N/A	K176105263S	N/A
BLP3372H-MP	N/A	N/A	N/A	N/A
BLP3372H-MP1	N/A	N/A	K176106409S	N/A

Important: The information contained in this bulletin is intended for use by trained, professional technicians who have the proper tools, equipment, and training to perform the required maintenance described above. This information is NOT intended for 'do-it-yourselfers', and you should not assume that this information applies to your equipment. If you have any questions regarding this information please visit our website at www.prestolite.com, or contact our technical service department at:

Group:	BLP	Notes:
Form:	SP1002-DWG	Refer to SP1002 -BLP for parts breakdown.
Date:	June 21, 2017	Refer to TSB-3001 for hardware kit breakdown.
File:	Alternator Parts List Section	

BLP MAJOR SERVICE COMPONENTS



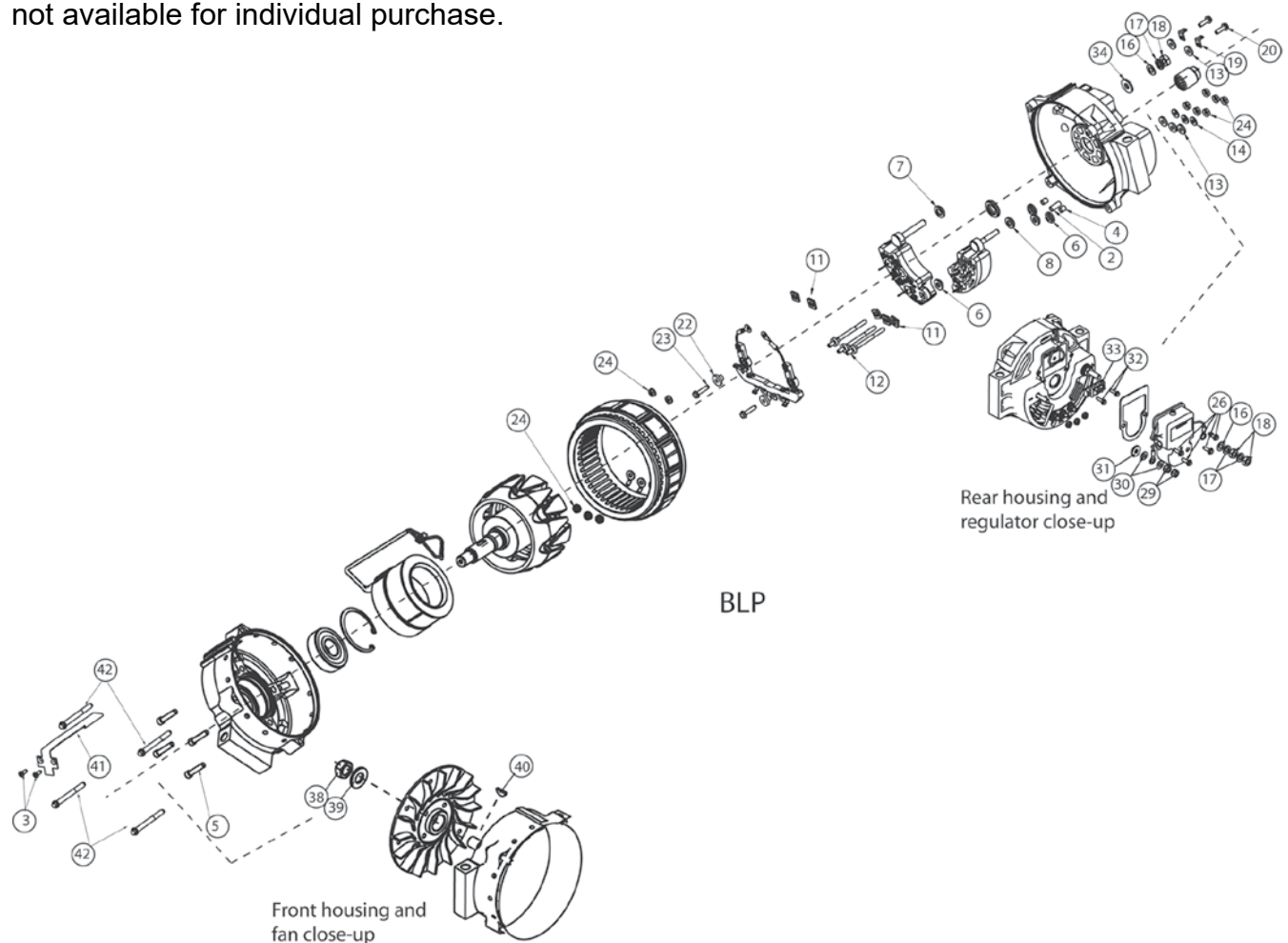
See TSB-3001
for Hardware Kit
breakdown

Important: The information contained in this bulletin is intended for use by trained, professional technicians who have the proper tools, equipment, and training to perform the required maintenance described above. This information is NOT intended for 'do-it-yourselfers', and you should not assume that this information applies to your equipment. If you have any questions regarding this information please visit our website at www.prestolite.com, or contact our technical service department at:

Leece-Neville Heavy Duty Systems
7585 Empire Drive
Florence, KY 41042

Source: Leece-Neville Heavy Duty Systems Division - Arcade, NY USA
Date: JULY 7, 2017
Bulletin No: TSB-3001
Models: All Brushless Padmount (BLP series) alternators
Subject: Hardware service kit K212104260S

All of the numbered components are part of the hardware kit and not available for individual purchase.



See page 2 for key descriptions and usage

Important: The information contained in this bulletin is intended for use by trained, professional technicians who have the proper tools, equipment, and training to perform the required maintenance described above. This information is NOT intended for 'do-it-yourselfers'; and you should not assume that this information applies to your equipment. If you have any questions regarding this information please visit our website at www.prestolite.com, or contact our technical service department at:

Date: JULY 7, 2017

Bulletin No: TSB-3001

Note: All of these components are part of the hardware kit and not available for individual purchase.

Description	Qty.	Find No.	Where used
INSULATOR SLEEVE	1	2	Black, center AC tap. Insulate AC tap from housing and rectifier.
SCREW, #8-32X.5 -FLAT	2	3	Attaches external field wire cover to front housing.
INSULATOR SLEEVE	2	4	Clear, two outer AC taps. Insulate AC taps from rear housing.
SCREW,SH-CAP,1/4X1-1/8	4	5	Attaches field coil to front housing.
WSHR INSL #10 BOLT	4	6	4 used AC taps rear rectifier internal.
WSHR INSL 5/16.09THX.8	1	6	Internal red negative post insulator
WSHR INSL 5/16.09THX.8	1	7	Internal red positive post insulator
WSHR INSL 1/4 BOLT	1	8	Internal negative post insulator
INSULATOR	5	11	3 internal between lead frame and rectifier. 2 internal at outmost AC taps between rectifier and lead frame
AC TAPS	3	12	AC taps
WSHR INSL #10.09THX9/1	5	13	Fiber washer insulator on external 3 AC taps and 2 internal on the lead frame
FLAT WASHER	3	14	Flat washer AC tap
WSHR FLT .328-.625-	2	16	External positive post flat washer
WSHR LCK 5/16 MD SPT	5	17	Positive & Negative post lock washer
NUT 5/16-24X9/16X7/32	3	18	Positive post nuts
NUT,M8	3	18	Positive post nuts
RING TERMINAL - 1/4	2	19	Male spade turn on terminals
SCREW, MACH. 10-24X.63	2	20	Attaches lead from terminals
BUSHING	2	22	Internal lead frame turn on leads
SCREW,MACH-10-24X.63	2	23	Used to attached turn on leads to rectifier.
NUT CON LOCK 10-24-1/8	11	24	3 stator to AC taps internal, 6 external AC taps, 2 internal behind regulator attaches AC turn on spades
SCR TPG 10-32X.62 1/4H	4	26	4 Used to mount regulator to rear housing
NUT CONL 1/4-28 3/16TK	2	29	External negative post nuts
NUT, M6	2	29	External negative post nuts
NUT 5/16-24	2	29	External negative post nuts
WSHR FLT .266-.562-	2	30	External negative post flat washer
WSHR FLT 5/16	2	30	External negative post flat washer 5/16
WSHR INSL 1/4.09THX3/4	1	31	External negative post insulator washer
WASHER,GPO-1 INSULATING	1	31	External negative post insulator washer
WASHER,GPO-1 INSULATING	1	31	External negative post insulator washer 5/16"
SCREW, TAP #8-32 X 5/8	2	32	Attaches black terminal block to rear housing
TERMINAL BLOCK	1	33	Internal junction point for regulator and field coil

Important: The information contained in this bulletin is intended for use by trained, professional technicians who have the proper tools, equipment, and training to perform the required maintenance described above. This information is NOT intended for 'do-it-yourselfers', and you should not assume that this information applies to your equipment. If you have any questions regarding this information please visit our website at www.prestolite.com, or contact our technical service department at:

Date: JULY 7, 2017

Bulletin No: TSB-3001

Description	Qty.	Find No.	Where used
WSHR INSL 5/16 BOLT	1	34	External positive post insulator
WASHER,GPO-1 INSULATING	1	34	External positive post insulator
5/8-18NF-2B PULLEY LCK	1	38	Pulley Nut
WASHER FLAT	1	39	Pulley nut flat washer
KEY, WOODRUFF #8	1	40	Rotor Shaft at Pulley
COVER, W.SHIELD-BLP	1	41	External. Cover to protect field coil wires.
THRU-BOLT 1/4-20 2.75L	4	42	Through Bolts (External end frames)

Important: The information contained in this bulletin is intended for use by trained, professional technicians who have the proper tools, equipment, and training to perform the required maintenance described above. This information is NOT intended for 'do-it-yourselfers'; and you should not assume that this information applies to your equipment. If you have any questions regarding this information please visit our website at www.prestolite.com, or contact our technical service department at: